

# Investor Conference

APEX INTERNATIONAL FINANCIAL ENGINEERING RES. &  
TECH. CO., LTD.(5210)

November 2th, 2023

# Disclaimer

- This presentation is prepared according to the reviewed financial statements by APEX and the financial numbers hereby are based on IFRS, please refer to the published financial statements for full content. APEX statements that are not historical facts are forward looking statements that indicate actions or results of actions that may occur in the future, based on current available information and underlying assumptions. The presentation and its contents may not be reproduced to a third party without the prior written consent of APEX.

# CONTENTS

- 01 Company Profile
- 02 Operational Overview
- 03 Financial Overview

# 01

## Company Profile



# APEX GROUP Overview



## Company Profile

- APEX International Financial Engineering Res. & Tec. Co., LTD.(Stock code: 5210)
- Founded : 1988.11.23
- Chairman : Jin-Cai Lin

## Service Items

- Fintech Services
- Establishment of market transaction matching platform
- EPC one-stop service
- Solar Energy planning / construction / investment
- Construction of energy storage system



35 years of  
Operating



Paid-in capital of  
620 million



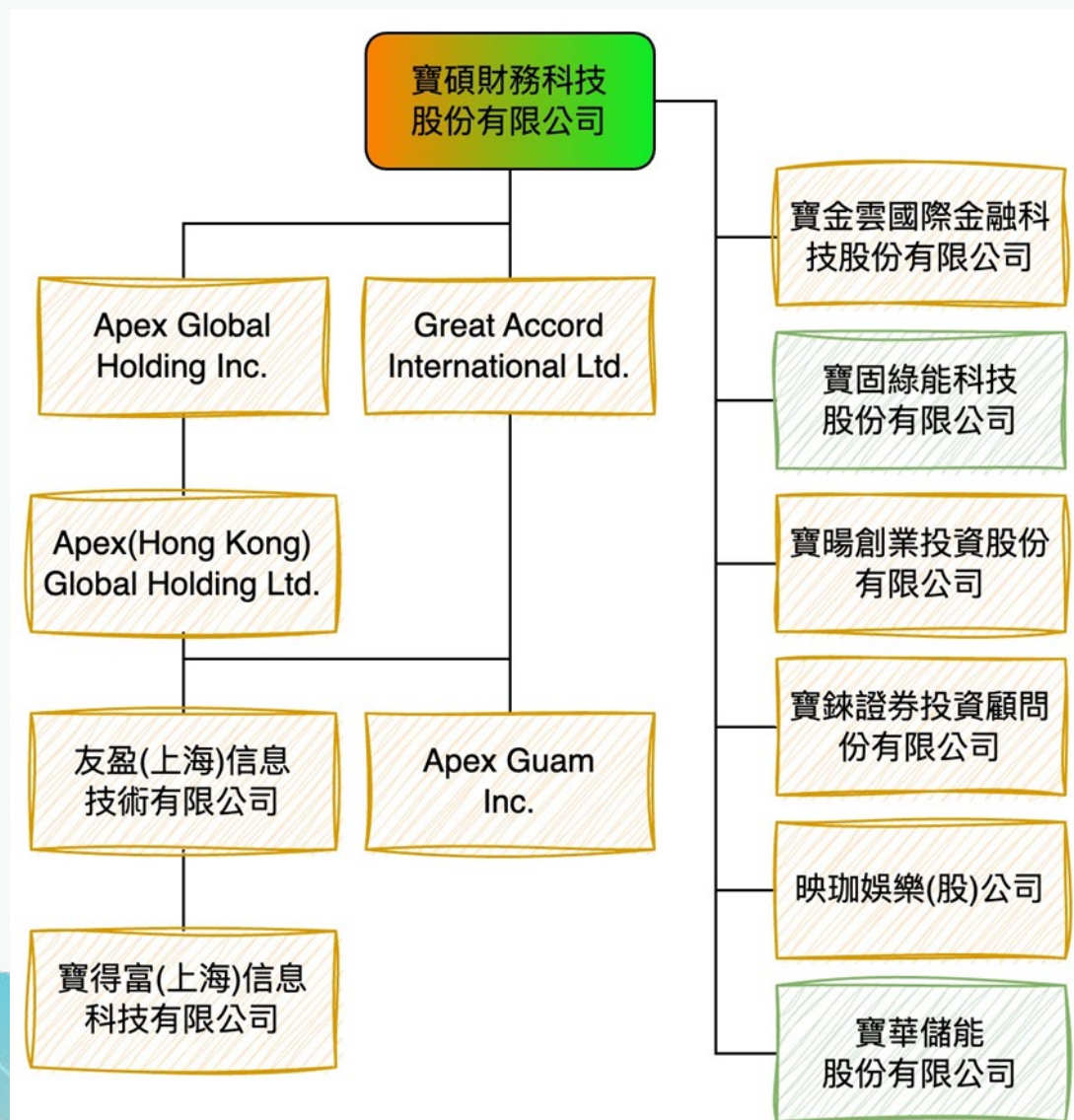
180+  
professionals



OTC in 2002



# Group Structure



02

---

## Operational Overview



# Fintech Products

## Three Major Services

Investment Opportunity Information Service

Financial Marketing Information Service

Financial Training Information Service

## First place in industry

The first company provide a complete financial commodity trading platform.

The first company offer virtual exchange and financial university education platform adopted by more than 70 universities and colleges nationwide

The first company developed video conference platform independently in Taiwan

## Financial Investment and Transaction Management Solutions

Financial Risk Management Solutions

Digital School of Finance

Video Conferencing System

Financial Asset Management Solutions

Real-Time Stock Market Data System








# ISO Certification

- ISO27001
- Information Security Management System Auditor




# IT Professional

- LPIC Linux
- Microsoft Certifications



- 17 invention patent
- 2 utility model patent
- 6 Patents About Finance



# Financial Professional


- Securities Investment Analyst
- Senior Securities Specialist

# APEX Green Energy Road Map

• For the upcoming liberalization of the energy market, APEX Group's transforms business strategy into a business diversification. Using group's advantages and abundant resources, APEX Group develops a new business and service in the renewable energy market, beyond its existing professional financial engineering field. From solar power plant construction(EPC) to be placed in the capital market service, APEX Group is dedicated to becoming an Energy aggregation power service company. The service is including **Energy conservation**, **Energy harvesting**, **Energy storing**, **Smart system integration** and **Power exchange**.



# Green energy EPC -Professional Team



Office	Location
Head Office	5F., No. 329, Xinhua 2nd Rd., Neihu Dist., Taipei City, Taiwan (R.O.C.)
Taoyuan	Taoyuan District, Taoyuan City
Hsinchu	Hsinchu Science Park
Taichung	Beitun, Taichung City
Chiayi	Chiayi West District
Tainan	East District, Tainan City
Kaohsiung	Daliao District, Kaohsiung City
Pingtung	Changzhi Township, Pingtung County



# Ground-mounted PV Systems<sup>(1)</sup>

(Toucheng Elementary School)(parking shed construction)



鋼構組立



面板鋪設



# Ground-mounted PV Systems<sup>(2)</sup> (Toucheng Elementary School)(Wind and rain playground)



鋼筋螺栓



基礎結構建置



屋頂浪板與  
支架建置



# Ground-mounted PV Systems<sup>(3)</sup>

## (Toucheng Affiliated Kindergarten)(parking shed construction)



基礎結構建置



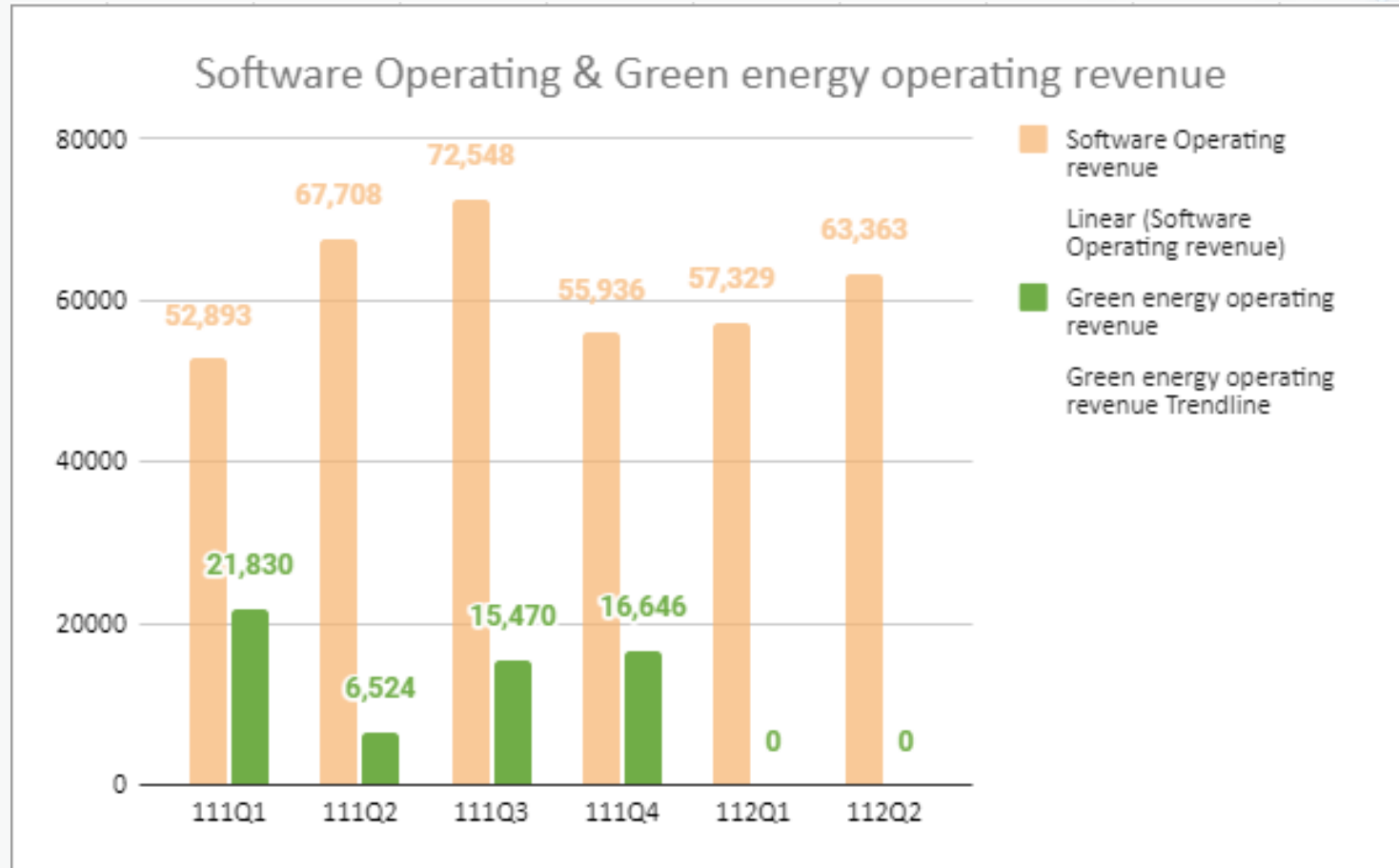
面板鋪設

03

## Financial Overview



# Financial Performance





# Financial Result

## -Consolidated Statement of Comprehensive Income

NTD Thousand (except EPS)

Items	112H1	%	111H1	%	YoY%	111H2	%
Net Revenue	120,692	100%	148,955	100%	-19%	160,600	100%
Gross Profit	84,509	70%	115,896	78%	-27%	106,967	67%
Operating Income (Loss)	(39,808)	-33%	2,142	1%	-1959%	(16,610)	-10%
Non-Operating Income and expenses	(2,308)	-2%	2,016	1%	-215%	1,973	1%
Net Income before tax	(42,116)	-35%	4,158	3%	-1113%	(14,637)	-9%
Net Income	(42,183)	-35%	2,019	1%	-2189%	(14,311)	-9%
Attributed to Owners of the parent	(42,183)	-35%	2,019	1%	-2189%	(14,311)	-9%
Attributed to Non-controlling Interests	-	-	-	-	-	-	-
EPS(NT\$)	(0.68)		0.03			(0.23)	

*Thanks for Listening*