

# Investor Conference

APEX INTERNATIONAL FINANCIAL ENGINEERING RES., &  
TECH. CO., LTD.(5210)

September 15th, 2022



# Disclaimer

- This presentation is prepared according to the reviewed financial statements by APEX and the financial numbers hereby are based on IFRS, please refer to the published financial statements for full content. APEX statements that are not historical facts are forward looking statements that indicate actions or results of actions that may occur in the future, based on current available information and underlying assumptions. The presentation and its contents may not be reproduced to a third party without the prior written consent of APEX.



5n10  
u'21u

- 01 Company Profile
- 02 Operational Overview
- 03 Financial Overview

5n10  
u21u



01

## Company Profile



5G  
210





## Company Profile

- APEX International Financial Engineering Res. & Tec. Co., LTD. (Stock code: 5210)
- Founded : 1988.11.23
- Chairman : Jack Pai

## Service Items

- Fintech Services
- Establishment of market transaction matching platform
- EPC one-stop service
- Solar Energy planning / construction / investment
- Construction of energy storage system



33 years of  
Operating



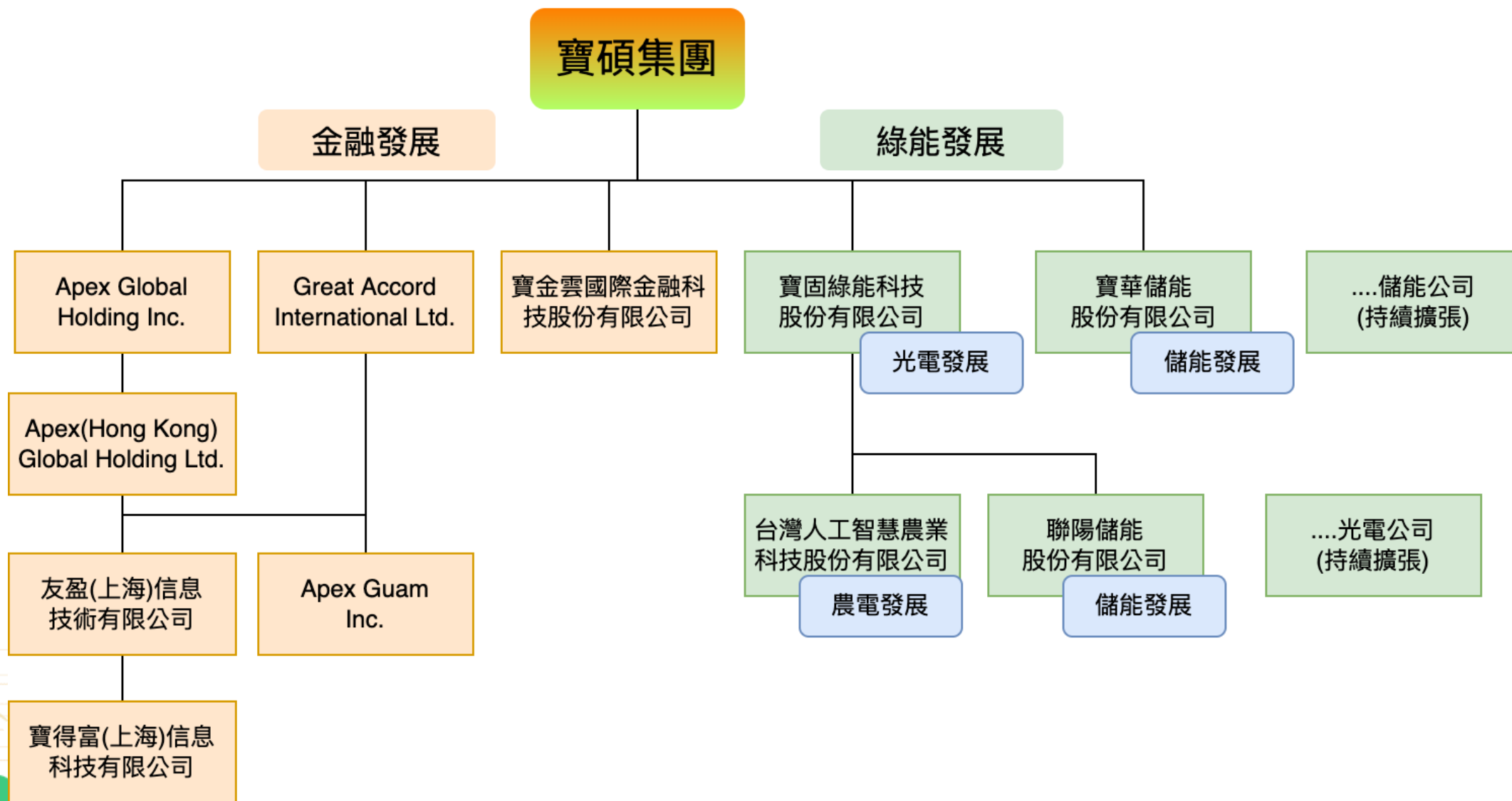
Paid-in capital of  
620 million



160+  
professionals



OTC in 2002



02

## Operational Overview



5G  
210



## Three Major Services

Investment Opportunity Information Service

Financial Marketing Information Service

Financial Training Information Service

## First place in industry

The first company provide a complete financial commodity trading platform.

The first company offer virtual exchange and financial university education platform adopted by more than 70 universities and colleges nationwide

The first company developed video conference platform independently in Taiwan

## Financial Investment and Transaction Management Solutions

Financial Risk Management Solutions

Digital School of Finance

Video Conferencing System

Financial Asset Management Solutions

Real-Time Stock Market Data System



# Technological Competencies



## ISO Certification

- ISO27001
- Information Security Management System Lead Auditor



## IT Professional

- LPIC Linux
- Microsoft Certifications



新發明 M576703 號

專利權人：寶碩財務科技股有限公司

發明人：黃建華、李國輝、陳國輝、黃朝金、李振政、邱聖賢、邱聖哲

專利權期限：自2019年4月11日至2028年10月14日止


上開發明係由本局核准公告之發明專利權人所有

經濟部智慧財產局局長 洪淑敏

中華民國 108 年 4 月 11 日

## IP Patent

- 17 invention patent
- 2 utility model patent
- 6 Patents About Finance



## Financial Professional


- Securities Investment Analyst
- Senior Securities Specialist

# APEX Green Energy Road Map

• For the upcoming liberalization of the energy market, APEX Group's transforms business strategy into a business diversification. Using group's advantages and abundant resources, APEX Group develops a new business and service in the renewable energy market, beyond its existing professional financial engineering field. From solar power plant construction(EPC) to be placed in the capital market service, APEX Group is dedicated to becoming an Energy aggregation power service company. The service is including **Energy conservation**, **Energy harvesting**, **Energy storing**, **Smart system integration** and **Power exchange**.

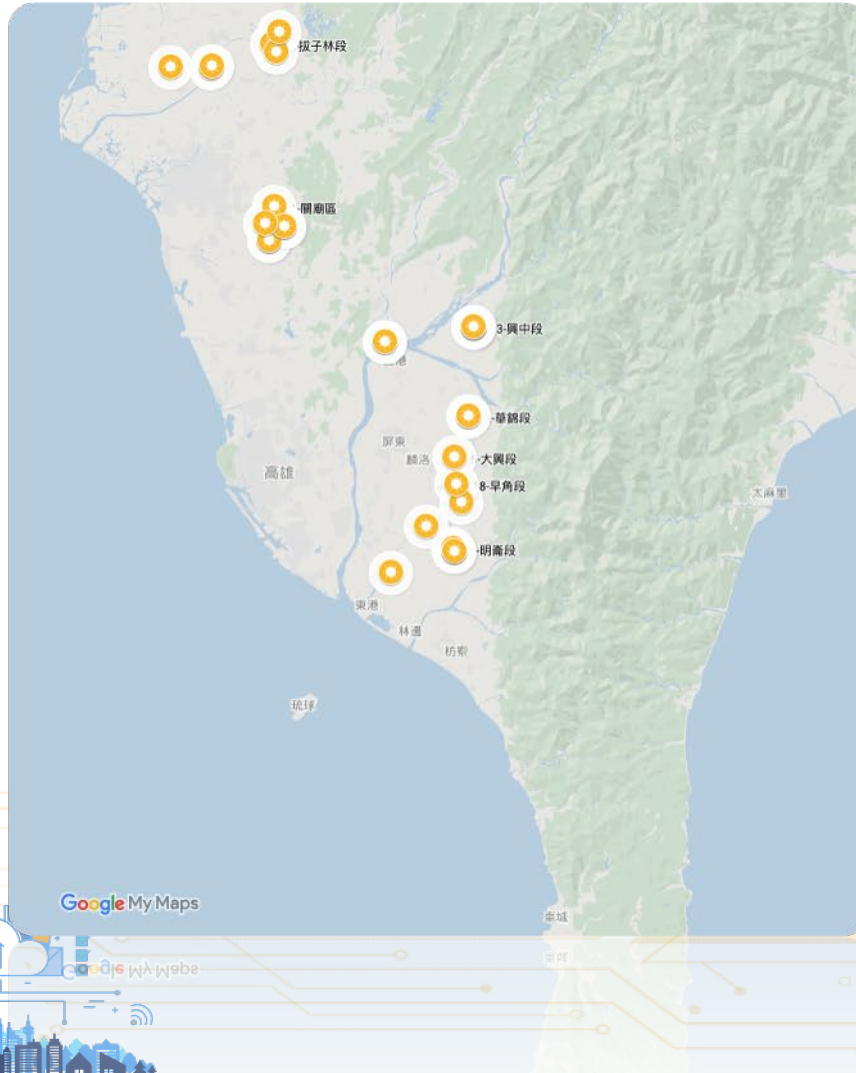


# Green energy EPC -Professional Team



Office	Location
Head Office	5F., No. 329, Xinhu 2nd Rd., Neihu Dist., Taipei City, Taiwan (R.O.C.)
Taoyuan	Taoyuan District, Taoyuan City
Hsinchu	Hsinchu Science Park
Taichung	Beitun, Taichung City
Chiayi	Chiayi West District
Tainan	East District, Tainan City
Kaohsiung	Daliao District, Kaohsiung City
Pingtung	Changzhi Township, Pingtung County

# 2021 Solar Energy EPC performance



Photovoltaic Project	Capacity(kW)
Guanmiao District, Tainan City	795.3
Zhutian Township, Pingtung County	262.57
Guiren District, Tainan City	1425.27
Guiren District, Tainan City	495.33
Changzhi Township, Pingtung County	796.005
Neipu Township, Pingtung County	498.96
Kanding Township, Pingtung County	498.3
Chaozhou Town, Pingtung County	498.96
Chaozhou Town, Pingtung County	1328.91
Madou District, Tainan City	488.15
Wanluan Township, Pingtung County	90.09
Ligang Township, Pingtung County	843.15
Guantian District, Tainan City	231.66
Guantian District, Tainan City	605.22
Gaoshu Township, Pingtung County	1361.25
Jiali District, Tainan City	314.16
Guantian District, Tainan City	302.56
Madou District, Tainan City	138.88
Neipu Township, Pingtung County	499.1
Guanmiao District, Tainan City	830.61
<b>Total</b>	<b>12304.435</b>









# Ground-mounted PV Systems (Tainan City)(1)



整地



打樁



鋼構



鋪板



配線



掛錶



795.3 kW

空拍



# Ground-mounted PV Systems<sup>(2)</sup>



795.3 kW

台南  
關廟



488.15 kW

台南  
麻豆



498.96 kW

屏東  
潮州



262.57 kW

屏東  
竹田






# Ground-mounted PV Systems<sup>(3)</sup>



# Roof PV Systems Design (part 1.)

寶碩財務科技 | DESIGNER報告 | 6 的第 1 頁 Site ID: 3330447617110626

335, Taiwan | 2022年3月10日



系統總覽 960 太陽能模組 3 變流器 480 優化器

模擬結果



規劃建置  
模擬

寶碩財務科技 | DESIGNER報告 | 6 的第 4 頁 Site ID: 3330447617110626

335, Taiwan | 2022年3月10日

太陽能模組

# 模組	型號	峰值功率	支架類型	方向	方位角	傾斜角
480	Longi Solar, LR4-60HPB-375M	180 kWp			33°	10°
480	Longi Solar, LR4-60HPB-375M	180 kWp			213°	10°
合計:	960	360 kWp				

材料清單 (BOM)

項目	數量
SE100K Manager	3
P801	480
LR4-60HPB-375M	960

電性設計

變流器&儲能	每個變流器的串列	每個串列的優化器	每個串列的太陽能模組
1 x SE100K Manager 121.5kW   122%	中間 18 x 串列 左 18 x 串列 右 18 x 串列	16 x P801 (2:1) 18 x P801 (2:1) 18 x P801 (2:1) 18 x P801 (2:1)	36 36 36 36

模組  
規劃

寶碩財務科技 | DESIGNER報告 | 6 的第 5 頁 Site ID: 3330447617110626

335, Taiwan | 2022年3月10日

電性設計 (繼續)

變流器&儲能	每個變流器的串列	每個串列的優化器	每個串列的太陽能模組
1 x SE100K Manager 120kW   120%	中間 18 x 串列 18 x 串列 左 18 x 串列 右 18 x 串列	16 x P801 (2:1) 18 x P801 (2:1) 18 x P801 (2:1) 18 x P801 (2:1)	32 36 36 36
1 x SE100K Manager 118.5kW   119%	中間 18 x 串列 左 18 x 串列 右 18 x 串列	16 x P801 (2:1) 18 x P801 (2:1) 16 x P801 (2:1) 18 x P801 (2:1)	36 32 36 36

電器特性  
設計

# Roof PV Systems Design(part 2.)

寶碩財務科技 | DESIGNER報告 | 6 的第3 頁

Site ID: 3330447617110626

335, Taiwan | 2022年3月10日

預估每月電量



月	太陽能發電量 (kWh)	耗電量 (kWh)	自用 (kWh)	漏載損失 (kWh)
1月	23,605	-	-	-
2月	22,787	-	-	-
3月	31,125	-	-	-
4月	35,406	-	-	5
5月	41,442	-	-	83
6月	45,511	-	-	-
7月	53,589	-	-	40
8月	50,405	-	-	55
9月	42,142	-	-	-
10月	35,433	-	-	-
11月	28,073	-	-	-
12月	23,599	-	-	-

發電量  
預估

寶碩財務科技 | DESIGNER報告 | 6 的第6 頁

Site ID: 3330447617110626

335, Taiwan | 2022年3月10日

系統損耗圖



模擬參數

地點&電網

時區 022/3/10 GMT+8 (Taipei)  
氣象站 Taoyuan City 8.3km 距離  
電站海拔 90 公尺  
電站資料來源 Meteonorm 7.1  
電網 400V L-L, 230V L-N

損耗因子

近處遮光 啟用  
日照反射率 0.20  
髒污/雪 0%  
入射角修正因子 (IAM), ASHRAE b0 參數 0.05  
熱損耗因子 U<sub>c</sub> (常數) 嵌入式固定 20  
熱損耗因子 U<sub>c</sub> (常數) 傾斜 29  
LID 光衰減損耗因素 0%  
系統無效性

損耗  
模擬



# Roof PV Systems





# Solar Energy , Energy Storage System and Electric vehicle charging station





# Energy Storage Systems (Miaoli City)

Miaoli (Zhunan)

Capacity 2.4MW

Miaoli(Toufen)

Capacity 2.5MW



# TPC Energy Trading Platform

## Energy Trading Platform

第一期電力交易平台專業人員資格測驗  
測驗結果

姓名	王 [REDACTED]	
入場通知書編號	R9701 [REDACTED]	
測驗科目	科目一	科目二
原始分數	80.00	80.00
加權比率	30%	70%
加權後分數	24.00	56.00
兩科加權相加分數	80.00	
及格/不及格	及格	

第一期電力交易平台專業人員資格測驗  
測驗結果

姓名	李 [REDACTED]	
入場通知書編號	R9701 [REDACTED]	
測驗科目	科目一	科目二
原始分數	85.00	82.00
加權比率	30%	70%
加權後分數	25.50	57.40
兩科加權相加分數	82.90	
及格/不及格	及格	

第一期電力交易平台專業人員資格測驗  
測驗結果

姓名	黃 [REDACTED]	
入場通知書編號	R97011 [REDACTED]	
測驗科目	科目一	科目二
原始分數	87.50	88.00
加權比率	30%	70%
加權後分數	26.25	61.60
兩科加權相加分數	87.85	
及格/不及格	及格	

-Power exchange white paper will be proposed in the first half of next year

03

## Financial Overview



5n10  
210

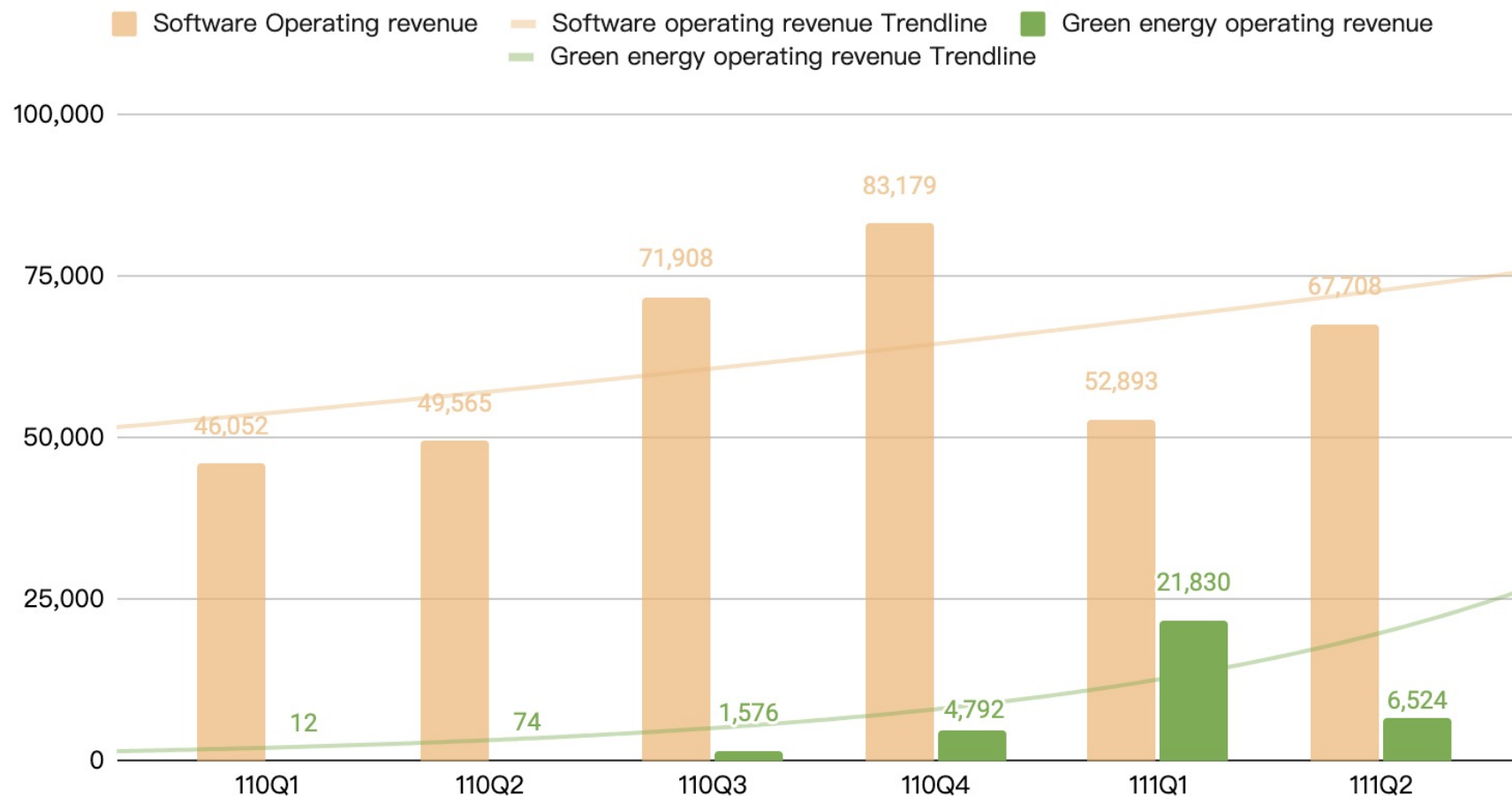




# Financial Performance

## Software Operating & Green energy operating revenue

(NTD Thousand)



# Financial Result

## -Consolidated Statement of Comprehensive Income

NTD Thousand (except EPS)

Items	111H1	%	110H1	%	YoY%	110H2	%
Net Revenue	148,955	100%	95,703	100%	55.6%	161,455	100%
Gross Profit	115,896	77.8%	61,720	64.5%	87.8%	122,814	128.3%
Operating Income (Loss)	2,142	1.4%	(51,052)	-53.3%	104.2%	13,119	13.7%
Non-Operating Income and expenses	2,016	1.4%	3,336	3.5%	-39.6%	13,449	14.1%
Net Income before tax	4,158	2.8%	(47,716)	-49.9%	108.7%	26,568	27.8%
Net Income	2,019	1.4%	(38,067)	-39.8%	105.3%	15,247	15.9%
Attributed to Owners of the parent	2,019	1.4%	(38,067)	-39.8%	105.3%	15,247	15.9%
Attributed to Non-controlling Interests	-	-	-	-	-	-	-
EPS(NT\$)	0.03		(0.61)			0.24	

5010  
*Thanks for Listening*

